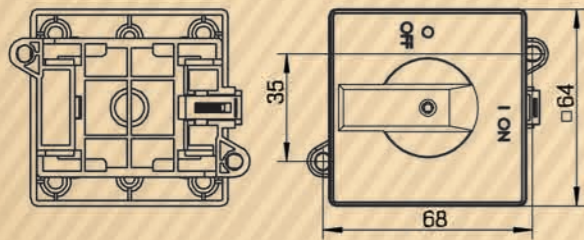
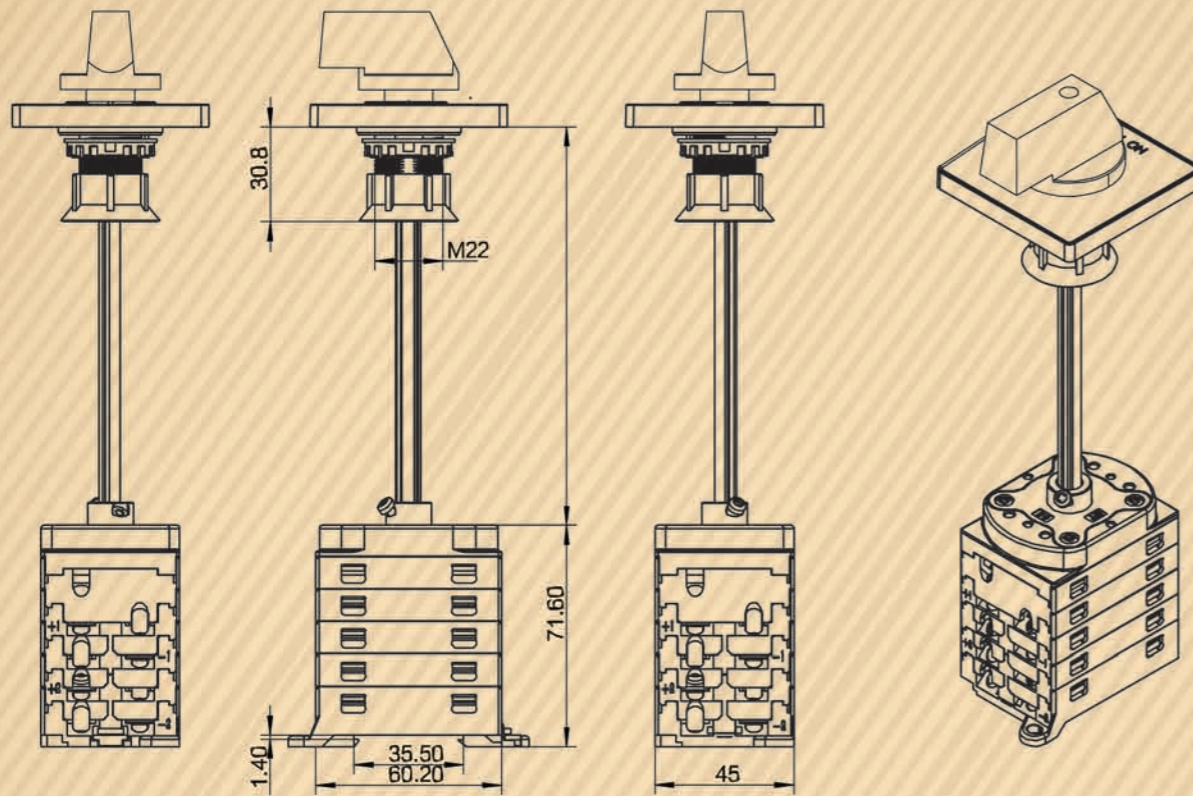


Dimensions



**DOOR CLUTCH
DC ISOLATOR**

PEDS150R-DC-X-US





Product Features




































1. The structure is compact, saving space;
2. Base Mounting and Panel Mounting enable a firmer installation;
3. Models optional with a number of 2-8 poles are available; Cascading connexion or serial connexion of contacts is applicable in the switching of larger DC current and high DC voltage; the switch is also applicable in the separate input or parallel input of multiple DC currents;
4. The contacts are designed to clean themselves; the rotary protective rack is able to effectively clean the grime produced on the surface, extending the life expectancy of the switch.
5. Dual arcing-distinguishing mechanism, the magnetic arc-extinguishing and grating arc-extinguishing, is integrated and employed, which efficiently suppress the arcing, especially DC arcing;
6. The sealing design is good, adopting sealing parts from world leading manufacturers, enabling the device to a protection degree of IP66;
7. Flame-retarding material from world leading manufacturers, with a isolation class of UL94V-0, is employed, so that under ambient temperatures -40°C \sim $+70^{\circ}\text{C}$, the product can work without lowering the loads;
8. The required torque to turn the switch is around 1Nm, easy the operate and the wiring terminal is easy to wire cables of 4mm²~16mm²;
9. The structural design of the safety lock to prevent misuse makes the switch operation more secure; The use of B Class electric rating, provide a good capacity of overload, qualified for overvoltage levels III and Contamination Rating 2 environment ;
10. Rated DC voltage is 1500V, with international certifications like IEC60947-3,UL508i,GB14048.3 etc.

Technical data

Data according to IEC 60947-3,UL508i,GB14048.3. Utilization category DC-21A/DC-21B.

Main Parameters		Type	DC16-US	DC25-US	DC32-US
Rated insulation voltage	U_i	V	1500	1500	1500
Rated thermal current	I_{the}	A	16	25	32
rated impulse withstand voltage	U_{imp}	V	8000	8000	8000
rated short-time withstand current (1s)	I_{cw}	2, 4, 6, 8	800	900	1000
		2H, 3H, 4H	1300	1500	1700
rated short-circuit making capacity	I_{cm}	2, 4, 6, 8	800	900	1000
		2H, 3H, 4H	1300	1500	1700
rated conditional short-circuit current	I_{cc}	A	5000	5000	5000
Max. fuse size	g_1 (gG)	A	40	63	80
Maximum cable cross sections (incl. jumper)					
solid or standard		mm ²	4-16	4-16	4-16
flexible		mm ²	4-10	4-10	4-10
flexible (+ multicore cable end)		mm ²	4-10	4-10	4-10
Torque					
Tightening torque terminal screws M4.		Nm		1.2-1.3	
Tightening torque panel mounting screws ST4.2(304 stainless steel)		Nm		0.8-0.9	
Tightening torque single hole mounting nut M16		Nm		NA	
Tightening torque knob screws M3		Nm		0.5-0.7	
Switching on or off torque		Nm		0.9-1.9	
Power loss per switch Max.					
2		W	0.8	2	3
4		W	1.6	4	6
6		W	2.4	6	9
8		W	3.2	8	12
2H		W	0.4	1	1.5
3H		W	0.6	1.5	2.25
4H		W	0.8	2	3
General parameters					
method of mounting	Door Clutch				
type of knob	A	B			
					
knob positions	OFF at 12 hr, ON at 3 hr; (OFF at 9 hr, ON at 12 hr optional)				
Mechanical life	10,000				
number of DC poles	2 or 4 (6/8 pole optional)				
Distance of contacts (per pole)	8				
Operation temperature	mm	-40 to +70			
Storage temperature	°C	-40 to +85			
Pollution degree	°C	2			
Overvoltage category	III				
IP rating of shafte and mounting nut	IP66				

Technical data

Data according to IEC 60947-3,UL508i,GB14048.3. Utilization category DC-21A/DC-21B.								Poles in series	No. of Strings	Part Number	Contact Configuration
500V	600V	700V	800V	900V	1000V	1200V	1500V				
9	6	4.5	3	2.5	1.5	/	/	1	1	PEDS150R-DC16-1-US	
11	8	6	4	3	2	/	/	1	1	PEDS150R-DC25-1-US	
13	10	7.5	5	4	2.5	/	/	1	1	PEDS150R-DC32-1-US	
16	16	16	16	13	9	6	3	2	1	PEDS150R-DC16-2-US	
25	25	23	20	16	11	8	4	2	1	PEDS150R-DC25-2-US	
32	32	27	23	20	13	10	5	2	1	PEDS150R-DC32-2-US	
16	16	16	16	13	9	6	3	2	2	PEDS150R-DC16-3-US	
25	25	23	20	16	11	8	4	2	2	PEDS150R-DC25-3-US	
32	32	27	23	20	13	10	5	2	2	PEDS150R-DC32-3-US	
29	29	16	16	13	9	6	3	2	1	PEDS150R-DC16-2H-US	
45	45	23	20	16	11	8	4	2	1	PEDS150R-DC25-2H-US	
58	50	27	23	20	13	10	5	2	1	PEDS150R-DC32-2H-US	
16	16	16	16	13	9	6	3	2	2	PEDS150R-DC16-4-US	
25	25	23	20	16	11	8	4	2	2	PEDS150R-DC25-4-US	
32	32	27	23	20	13	10	5	2	2	PEDS150R-DC32-4-US	
16	16	16	16	16	16	16	16	4	1	PEDS150R-DC16-4S-US	
25	25	25	25	25	25	25	20	4	1	PEDS150R-DC25-4S-US	
32	32	32	32	32	32	32	23	4	1	PEDS150R-DC32-4S-US	
16	16	16	16	16	16	16	16	4	1	PEDS150R-DC16-4T-US	
25	25	25	25	25	25	25	20	4	1	PEDS150R-DC25-4T-US	
32	32	32	32	32	32	32	23	4	1	PEDS150R-DC32-4T-US	
16	16	16	16	16	16	16	16	4	1	PEDS150R-DC16-4B-US	
25	25	25	25	25	25	25	20	4	1	PEDS150R-DC25-4B-US	
32	32	32	32	32	32	32	23	4	1	PEDS150R-DC32-4B-US	
16	16	16	16	13	9	6	3	2	3	PEDS150R-DC16-6-US	
25	25	23	20	16	11	8	4	2	3	PEDS150R-DC25-6-US	
32	32	27	23	20	13	10	5	2	3	PEDS150R-DC32-6-US	
29	29	29	29	29	29	12	9	3	1	PEDS150R-DC16-3H-US	
45	45	38	38	38	38	14	11	3	1	PEDS150R-DC25-3H-US	
58	50	45	45	45	45	16	13	3	1	PEDS150R-DC32-3H-US	
16	16	16	16	13	9	6	3	2	4	PEDS150R-DC16-8-US	
25	25	23	20	16	11	8	4	2	4	PEDS150R-DC25-8-US	
32	32	27	23	20	13	10	5	2	4	PEDS150R-DC32-8-US	
29	29	29	29	29	29	29	16	4	1	PEDS150R-DC16-4H-US	
45	45	45	45	45	45	45	20	4	1	PEDS150R-DC25-4H-US	
58	58	58	58	58	58	50	23	4	1	PEDS150R-DC32-4H-US	