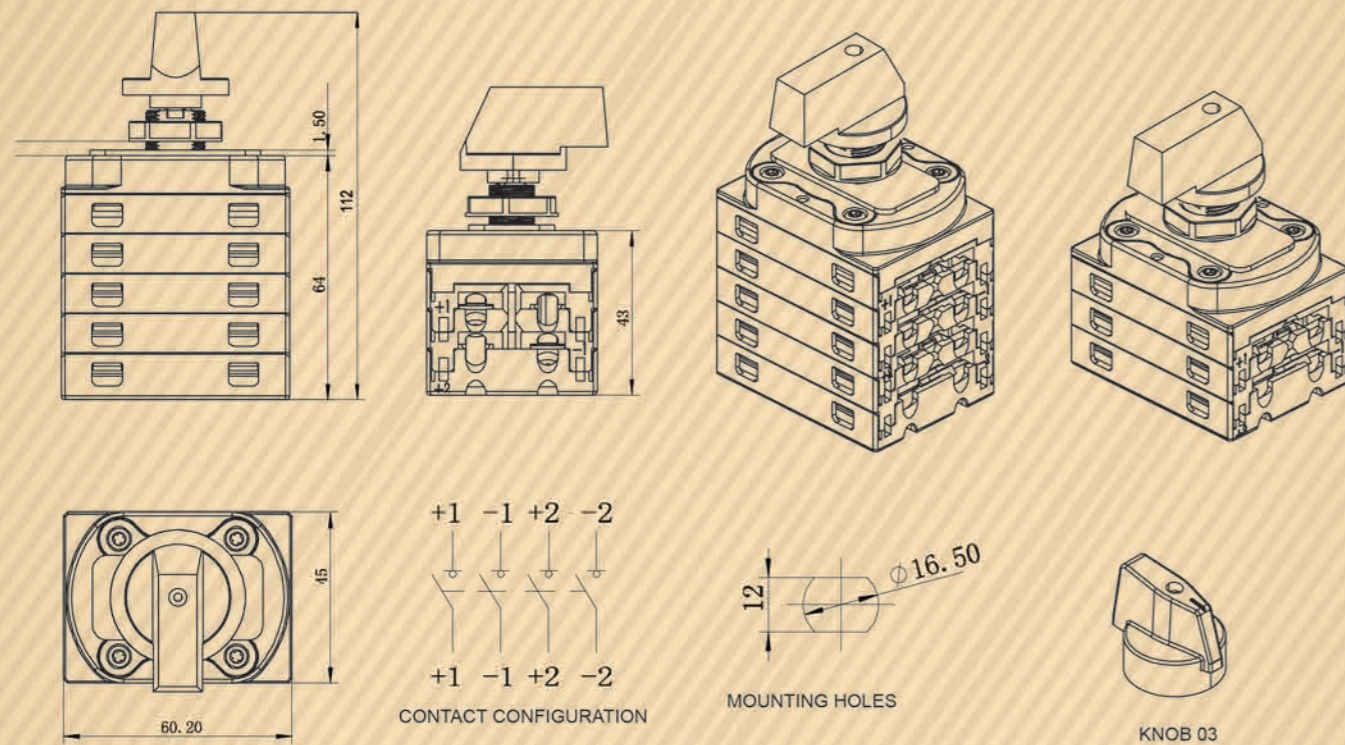


Dimensions



SINGLE HOLE MOUNTING
DC ISOLATOR

PEDS150R-HM-X





Product Features




































1. Compact structure, modular design, level 2-8 with different versos are available, satisfied to the need of different situations.
2. Single hole is easy to install, favorable seal design, use import seal component to make sure that the installation machines is available to reach IP66 standard.
3. Incorporating a user independent switching action, spring mechanism, to ensure a very fast break/make action which means the disconnection of the load circuits and suppression of the arc is normally extinguished in a maximum of 5ms.
4. Double arc extinguishing mechanism, magnetic and arc chutes, restrain the arc efficiency, especially DC arc.
5. SAFE-LOCK with three rotational positions reducing the risks of tampering.
6. SClass B electrical nominal, stronger overload capacity, over-voltage III, and Pollution degree II.
7. Rated DC voltage is 1500V, with international certifications like IEC60947-3, UL508, GB14048.3 etc.

Technical data

Data according to IEC 60947-3,UL508i,GB14048.3. Utilization category DC-21A/DC-21B.

Main Parameters		Type	HM16	HM25	HM32
Rated insulation voltage	U_i	V	1500	1500	1500
Rated thermal current	I_{the}	A	16	25	32
rated impulse withstand voltage	U_{imp}	V	8000	8000	8000
rated short-time withstand current (1s)	I_{cw}	2, 4, 6, 8	800	900	1000
		2H, 3H, 4H	1300	1500	1700
rated short-circuit making capacity	I_{cm}	2, 4, 6, 8	800	900	1000
		2H, 3H, 4H	1300	1500	1700
rated conditional short-circuit current	I_{cc}	A	5000	5000	5000
Max. fuse size	g_1 (gG)	A	40	63	80
Maximum cable cross sections (incl. jumper)					
solid or standard		mm ²	4-16	4-16	4-16
flexible		mm ²	4-10	4-10	4-10
flexible (+ multicore cable end)		mm ²	4-10	4-10	4-10
Torque					
Tightening torque terminal screws M4.		Nm		1.2-1.3	
Tightening torque panel mounting screws ST4.2(304 stainless steel)		Nm		NA	
Tightening torque single hole mounting nut M16		Nm		2.0-2.7	
Tightening torque knob screws M3		Nm		0.5-0.7	
Switching on or off torque		Nm		0.9-1.9	
Power loss per switch Max.					
2		W	0.8	2	3
4		W	1.6	4	6
6		W	2.4	6	9
8		W	3.2	8	12
2H		W	0.4	1	1.5
3H		W	0.6	1.5	2.25
4H		W	0.8	2	3
General parameters					
method of mounting	single hole mounting				
type of knob	A		B		
					
knob positions	OFF at 12 hr,ON at 3 hr; (OFF at 9 hr,ON at 12 hr optional)				
Mechanical life	10,000				
number of DC poles	2 or 4 (6/8 pole optional)				
Distance of contacts (per pole)	mm	8			
Operation temperature	°C	-40 to +70			
Storage temperature	°C	-40 to +85			
Pollution degree	2				
Overvoltage category	III				
IP rating of shafte and mounting nut	IP66				

Technical data

Data according to IEC 60947-3,UL508i,GB14048.3. Utilization category DC-21A/DC-21B.								Poles in series	No. of Strings	Part Number	Contact Configuration
500V	600V	700V	800V	900V	1000V	1200V	1500V				
9	6	4.5	3	2.5	1.5	/	/	1	1	PEDS150R-HM16-1	
11	8	6	4	3	2	/	/	1	1	PEDS150R-HM25-1	
13	10	7.5	5	4	2.5	/	/	1	1	PEDS150R-HM32-1	
16	16	16	16	13	9	6	3	2	1	PEDS150R-HM16-2	
25	25	23	20	16	11	8	4	2	1	PEDS150R-HM25-2	
32	32	27	23	20	13	10	5	2	1	PEDS150R-HM32-2	
16	16	16	16	13	9	6	3	2	2	PEDS150R-HM16-3	
25	25	23	20	16	11	8	4	2	2	PEDS150R-HM25-3	
32	32	27	23	20	13	10	5	2	2	PEDS150R-HM32-3	
29	29	16	16	13	9	6	3	2	1	PEDS150R-HM16-2H	
45	45	23	20	16	11	8	4	2	1	PEDS150R-HM25-2H	
58	50	27	23	20	13	10	5	2	1	PEDS150R-HM32-2H	
16	16	16	16	13	9	6	3	2	2	PEDS150R-HM16-4	
25	25	23	20	16	11	8	4	2	2	PEDS150R-HM25-4	
32	32	27	23	20	13	10	5	2	2	PEDS150R-HM32-4	
16	16	16	16	16	16	16	16	4	1	PEDS150R-HM16-4S	
25	25	25	25	25	25	25	20	4	1	PEDS150R-HM25-4S	
32	32	32	32	32	32	32	23	4	1	PEDS150R-HM32-4S	
16	16	16	16	16	16	16	16	4	1	PEDS150R-HM16-4T	
25	25	25	25	25	25	25	20	4	1	PEDS150R-HM25-4T	
32	32	32	32	32	32	32	23	4	1	PEDS150R-HM32-4T	
16	16	16	16	16	16	16	16	4	1	PEDS150R-HM16-4B	
25	25	25	25	25	25	25	20	4	1	PEDS150R-HM25-4B	
32	32	32	32	32	32	32	23	4	1	PEDS150R-HM32-4B	
16	16	16	16	13	9	6	3	2	3	PEDS150R-HM16-6	
25	25	23	20	16	11	8	4	2	3	PEDS150R-HM25-6	
32	32	27	23	20	13	10	5	2	3	PEDS150R-HM32-6	
29	29	29	29	29	29	12	9	3	1	PEDS150R-HM16-3H	
45	45	38	38	38	38	14	11	3	1	PEDS150R-HM25-3H	
58	50	45	45	45	45	16	13	3	1	PEDS150R-HM32-3H	
16	16	16	16	13	9	6	3	2	4	PEDS150R-HM16-8	
25	25	23	20	16	11	8	4	2	4	PEDS150R-HM25-8	
32	32	27	23	20	13	10	5	2	4	PEDS150R-HM32-8	
29	29	29	29	29	29	29	16	4	1	PEDS150R-HM16-4H	
45	45	45	45	45	45	45	20	4	1	PEDS150R-HM25-4H	
58	58	58	58	58	58	50	23	4	1	PEDS150R-HM32-4H	