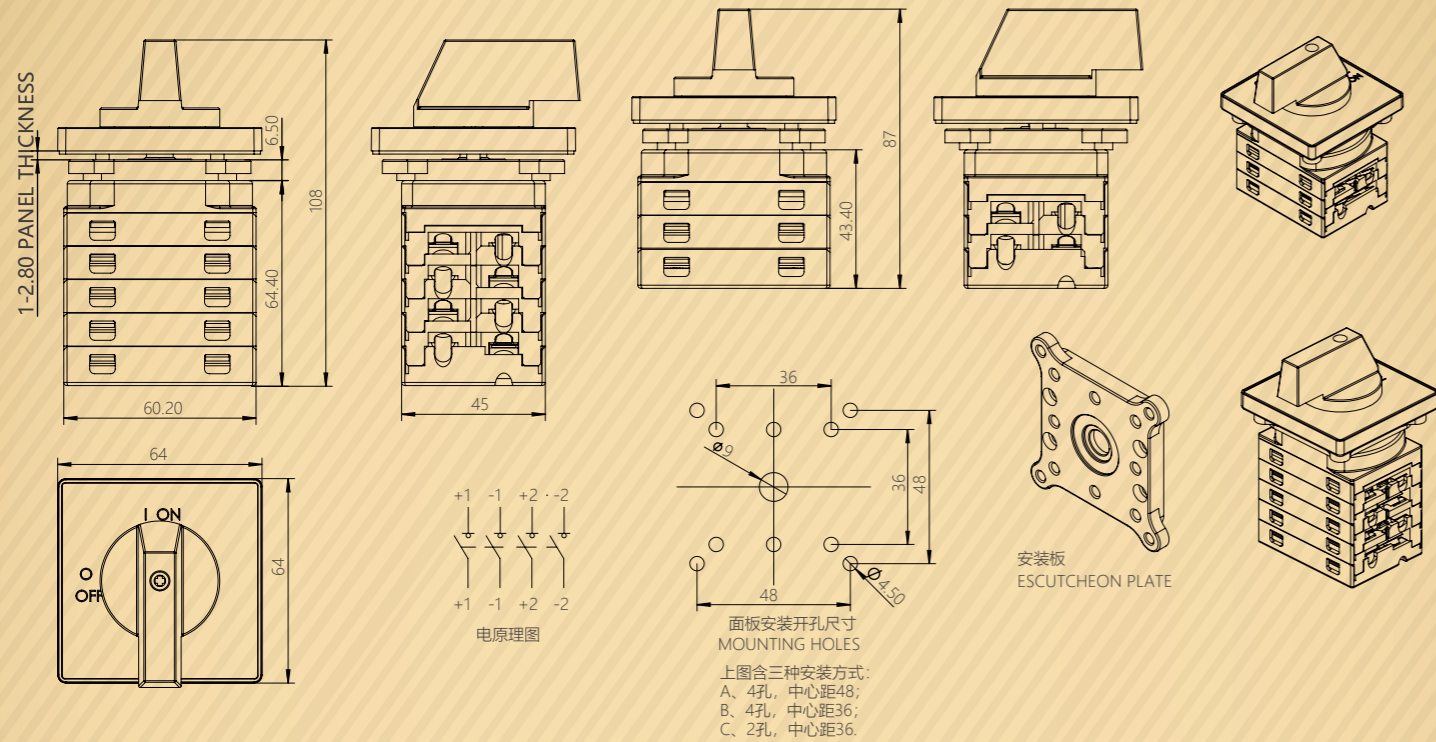
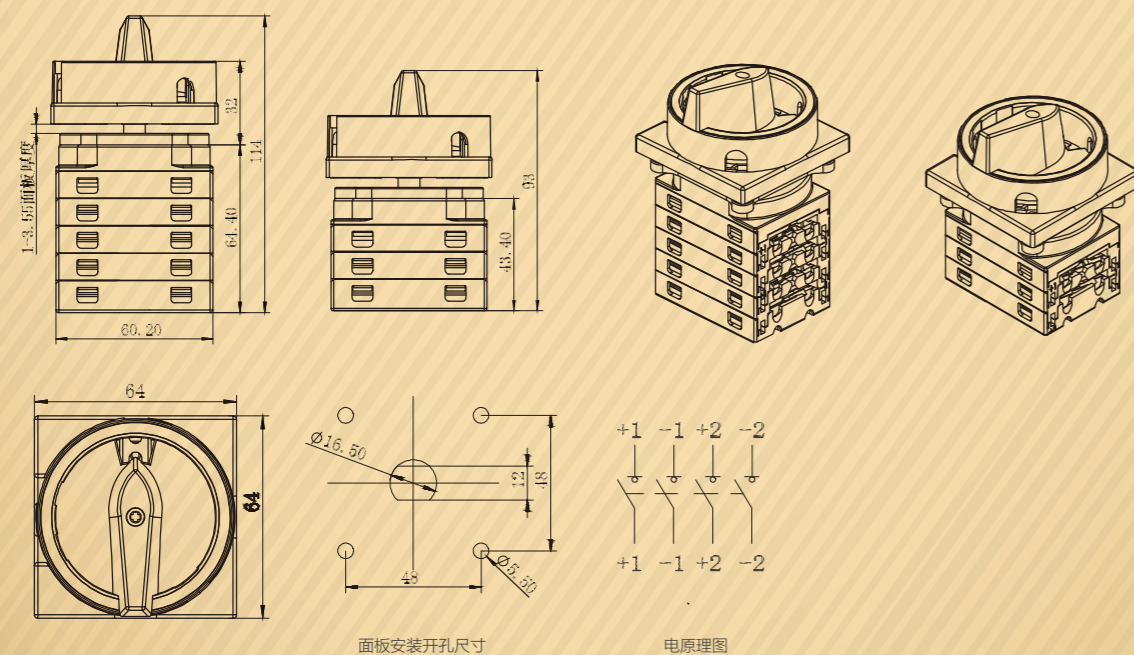


规格尺寸

PEDS40/55-PM-X



PEDS40/55-PM(R)-X-Model



面板安装直流开关

PEDS40/55-PM-X






产品特点

- 1、绝缘电压1500V/工作电压1500V;
- 2、单通道电流40-55A;
- 3、正触点、反触点可选;
- 4、面板安装方式, 安装更稳定;
- 5、模块化设计, 2-8层可选;
- 6、通过IEC\SAA\CE\TUV等认证;
- 7、采用进口密封件, 安装能使机器整体达到IP66等级。




















技术参数

以下数据按IEC60947-3(ed.3.2):2015,UL508i,GB14048.3, 使用类别DC-PV0/DC-PV1

主要参数		Type	PM40	PM55
额定绝缘电压	$U_i$	V	1500V	1500V
额定发热电流	$I_{the}$	A	40A	55A
额定冲击耐受电压	$U_{imp}$	V	8000V	8000V
额定短时耐受电流 (1s)	$I_{cw}$	2, 4, 6, 8	A2, A4: 1200	A2, A4: 1400
		2H, 3H, 4H	A2+2: 2000	A2+2: 2400
额定短路接通能力	$I_{cm}$	2, 4, 6, 8	A2, A4: 1200	A2, A4: 1400
		2H, 3H, 4H	A2+2: 2000	A2+2: 2400
额定限制短路电流	$I_{cc}$	A	5000A	5000A
最大熔丝规格	$g_L$ (gG)	A	125	160
<b>最大电缆断面积 (包括跳接线)</b>				
单根线或标准		mm <sup>2</sup>	4-16	4-16
软线		mm <sup>2</sup>	4-10	4-10
软线 (+多股电缆端)		mm <sup>2</sup>	4-10	4-10
<b>扭矩</b>				
接线端子M4螺钉紧固扭矩		Nm	1.2-1.3	
面板安装螺钉ST4.2 (304不锈钢) 紧固扭矩		Nm	NA	
单孔安装螺母M16紧固扭矩		Nm	2.0-2.3	
旋钮M3螺钉紧固扭矩		Nm	0.5-0.7	
开关转换扭矩		Nm	0.9-1.9	
<b>每个接触对最大功率损耗</b>				
2		W	4	6
4		W	8	12
6		W	12	18
8		W	16	24
2H		W	2	3
3H		W	3	4.5
4H		W	4	6
<b>通用参数</b>				
安装方法	面板安装			
旋钮样式	A	B	C	
				
开关旋钮位置	12点位置关, 3点位置开 ( 可选9点关, 12点开 )			
机械寿命	10,000			
直流极数	2 or 4 (6/8极可选)			
触点间距离 (极间)	mm	8		
操作温度	°C	-40 to +70		
储存温度	°C	-40 to +85		
污染等级	2			
过电压类别	III			
轴和安装螺钉的IP等级	IP66			

技术参数

以下数据按IEC60947-3(ed.3.2):2015,UL508i,GB14048.3, 使用类别DC-PV0/DC-PV1

以下数据按IEC60947-3(ed.3.2):2015,UL508i,GB14048.3, 使用类别DC-PV0/DC-PV1								级数	串	型号	触点配置
500V	600V	700V	800V	900V	1000V	1200V	1500V				
19	15	10	8	6	4	/	/	1	1	PEDS150R-PM40-1	
25	20	15	10	8	6	/	/	1	1	PEDS150R-PM55-1	
40	40	35	30	25	20	10	6	2	1	PEDS150R-PM40-2	
55	55	55	45	35	25	15	8	2	1	PEDS150R-PM55-2	
40	40	35	30	25	20	10	6	3	1	PEDS150R-PM40-3	
55	55	55	45	35	25	15	8	3	1	PEDS150R-PM55-3	
72	64	35	30	25	20	10	6	4	1	PEDS150R-PM40-2H	
85	80	55	45	35	25	15	8	4	1	PEDS150R-PM55-2H	
40	40	35	30	25	20	10	6	4	2	PEDS150R-PM40-4	
55	55	55	45	35	25	15	8	4	2	PEDS150R-PM55-4	
40	40	40	40	40	40	40	30	4	1	PEDS150R-PM40-4S	
55	55	55	55	55	55	55	40	4	1	PEDS150R-PM55-4S	
40	40	40	40	40	40	40	30	4	1	PEDS150R-PM40-4T	
55	55	55	55	55	55	55	40	4	1	PEDS150R-PM55-4T	
40	40	40	40	40	40	40	30	4	1	PEDS150R-PM40-4B	
55	55	55	55	55	55	55	40	4	1	PEDS150R-PM55-4B	
40	40	35	30	25	20	10	6	6	3	PEDS150R-PM40-6	
55	55	55	45	35	25	15	8	6	3	PEDS150R-PM55-6	
40	40	35	30	25	20	10	6	8	4	PEDS150R-PM40-8	
55	55	55	45	35	25	15	8	8	4	PEDS150R-PM55-8	