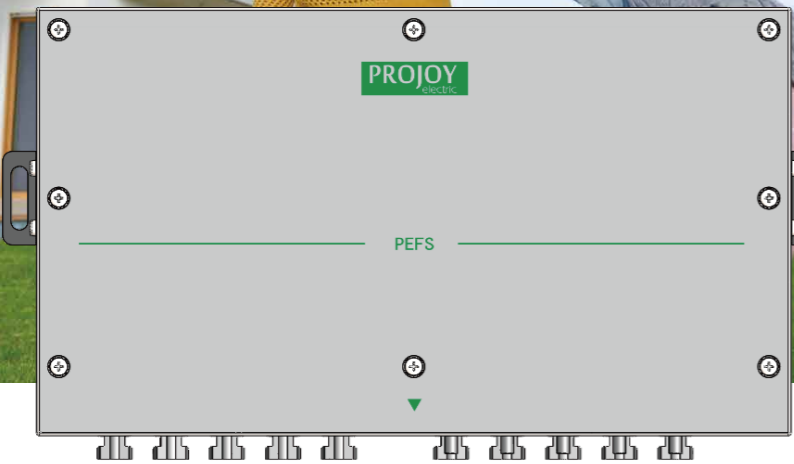


# PEFS Series Firefighter Safety Switch



**PROJOY**  
electric  
- Switch To Safety! -



## High Craftsmanship AND High Standards



Small volume



Flame retardant material



Anti-UV



Outdoor installation IP65



Easy to install



Service life 5 years



High reliability



OV output physical isolation



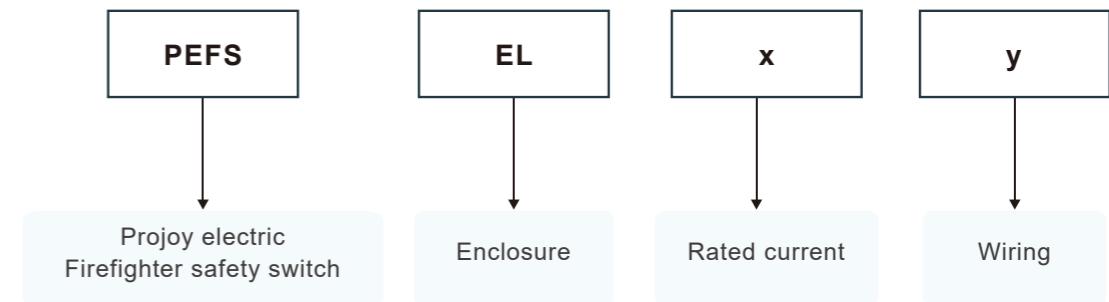
Multiple shutdown methods over temperature/loss of pressure /emergency shutdown

**PROJOY**  
electric

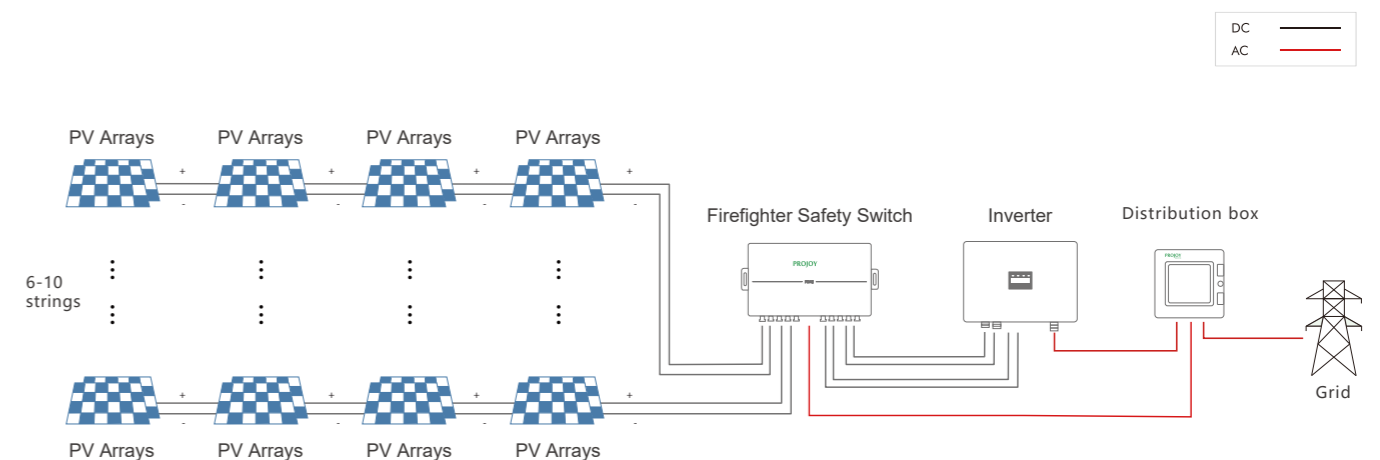
- Switch To Safety! -



## Select Code



## Diagram



**PROJOY**  
electric

- Switch To Safety! -

### ProJoy Electric Co., Ltd.

2nd Floor, Building 3, No. 2266, Taiyang Road, Xiangcheng District, Suzhou, China  
Tel: +86 512 6878 6489 | Fax: +86 512 6878 6489  
Email: sales@projoy-electric.com | www.projoy-electric.com

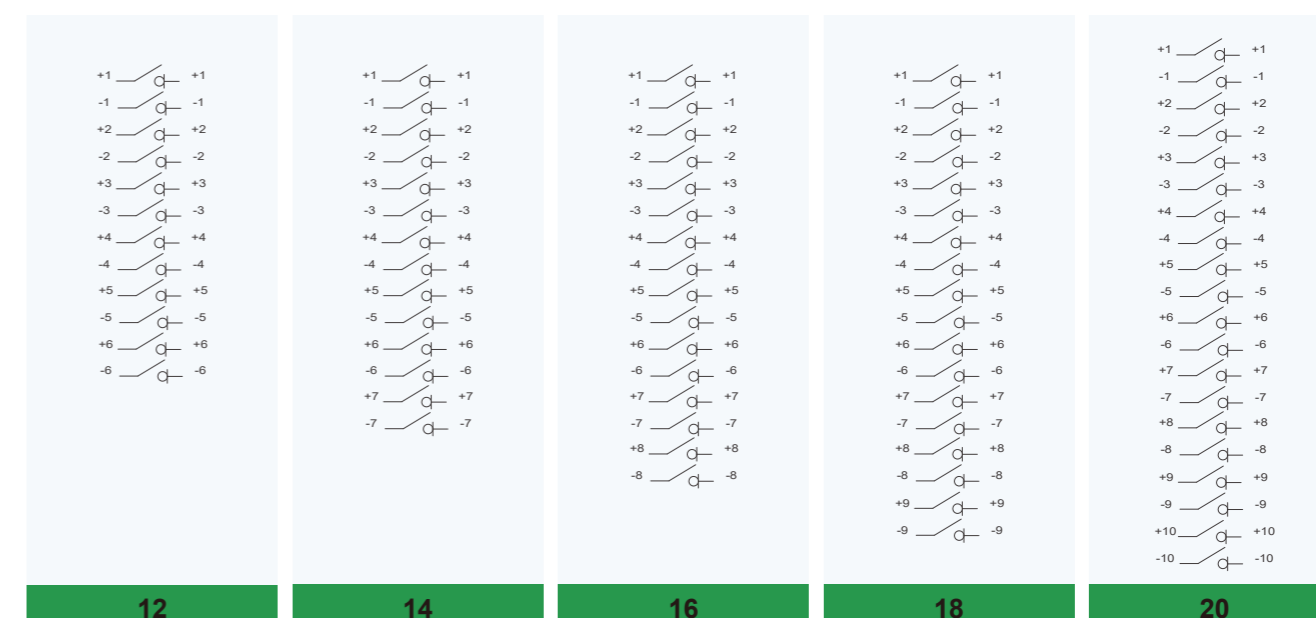
## Technical data

Technical Parameter	
<b>Main Parameters</b>	<b>PEFS</b>
String voltages (Vdc)	300~1500
String current (A)	9~55
Number of strings	6, 8, 10
Switch wiring	12, 16, 20
Operating voltage	100Vac - 270Vac
Nominal voltage	230Vac
Nominal current	60mA
Start up (loading) current	average 200mA
Switch on action current	max 600mA
Feedback contact	24Vdc-600mA max
Operating temperature range	-20°C - +50°C
Max. operating temperature before automatic switch off	+70°C
Storage temperature range	-40°C - +85°C
Protection degree	IP66
Protection level	Class II
Certification	CE
DC Switch disconnect according to	EN 60947-1&3
Number of operations	10000
Number of operations under load (PV1)	>1500

## Technical data

Data of PEFS refer to built-in DC isolators. Data according to IEC60947-3(ed.3.2):2015, UL508i. Utilization category DC-PV1.						Poles	No. of Strings	Part Number
300V	600V	800V	1000V	1200V	1500V			
16	16	16	9	6	3	12/16	6/8	PEFS-EL16-12/16
25	25	22	11	8	4	12/16	6/8	PEFS-EL25-12/16
32	32	26	13	10	5	12/16	6/8	PEFS-EL32-12/16
40	40	30	20	10	6	12/16	6/8	PEFS-EL40-12/16
55	55	45	25	15	8	12/16	6/8	PEFS-EL55-12/16
40	40	40	40	30	20	12/16/20	6/8/10	PEFS-EL40H-12/16/20
50	50	50	50	40	30	12/16/20	6/8/10	PEFS-EL50H-12/16/20

## Contact Configuration



## Dimensions of PEFS

PEFS-12P~PEFS-20P

